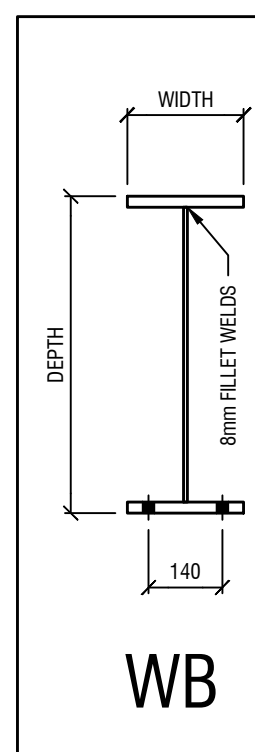
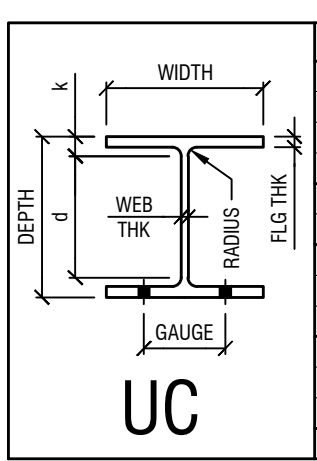


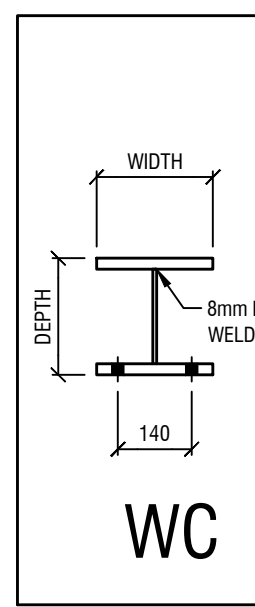
SECTION	DEPTH	WIDTH	FLG THK	WEB THK	d	k	RADIUS	GAUGE	D - 16 END PL DPTH	DAYLIGHT OPENING	STIFF DIM -2mm (SNIPE)	L.F.H.	SECTION
610 UB 125	612 (306)	229 (115)	20	12	544	34	14	140	596	109x573	100x571,(15)	164	610 UB 125
113	607 (304)	228 (114)	17	11	544	31	14	140	591	108x573	100x571,(15)	164	113
101	602 (301)	228 (114)	15	11	544	29	14	140	586	109x573	100x571,(15)	164	101
530 UB 92	533 (267)	209 (105)	16	10	474	30	14	140	517	99x502	100x500,(15)	155	530 UB 92
82	528 (264)	209 (105)	13	10	474	27	14	140	512	100x502	100x500,(15)	155	82
460 UB 82	460 (230)	191 (96)	16	10	406	27	11	90	444	91x428	90x426,(15)	146	460 UB 82
75	457 (229)	190 (95)	15	9	406	26	11	90	441	90x428	90x426,(15)	146	75
67	454 (227)	190 (95)	13	9	406	24	11	90	438	91x428	90x426,(15)	146	67
410 UB 60	406 (203)	178 (89)	13	8	358	24	11	90	390	85x381	75x379,(15)	140	410 UB 60
54	403 (202)	178 (89)	11	8	358	22	11	90	387	85x381	75x379,(15)	140	54
360 UB 57	359 (180)	172 (86)	13	8	310	24	11	90	343	82x333	75x331,(15)	137	360 UB 57
51	356 (178)	171 (86)	12	7	310	23	11	90	340	82x333	75x331,(15)	137	51
45	352 (176)	171 (86)	10	7	310	21	11	90	336	82x333	75x331,(15)	137	45
310 UB 46	307 (154)	166 (83)	12	7	260	23	11	90	291	80x284	75x282,(15)	135	310 UB 46
40	304 (152)	165 (83)	10	6	260	22	11	90	288	79x284	75x282,(15)	135	40
32	298 (149)	149 (75)	8	6	256	21	13	90	282	72x282	65x280,(15)	127	32
250 UB 37	256 (128)	146 (73)	11	6	216	20	9	70	240	70x234	65x232,(15)	125	250 UB 37
31	252 (126)	146 (73)	9	6	216	18	9	70	236	70x234	65x232,(15)	125	31
26	248 (124)	124 (62)	8	5	208	20	12	70	232	60x232	50x230,(15)	115	26
200 UB 30	207 (104)	134 (67)	10	6	169	19	9	70	191	64x188	65x186,(15)	119	200 UB 30
25	203 (102)	133 (67)	8	6	169	17	9	70	187	64x188	65x186,(15)	119	25
22	202 (101)	133 (67)	7	5	169	16	9	70	186	64x188	65x186,(15)	119	22
18	198 (99)	99 (50)	7	5	162	18	11	60 (M16)	182	47x184	50x182,(15)	102	18
180 UB 22	179 (90)	90 (45)	10	6	141	19	9	50 (M16)	163	42x159	40x157,(15)	97	180 UB 22
18	175 (88)	90 (45)	8	5	141	17	9	50 (M16)	159	43x159	40x157,(15)	98	18
16	173 (87)	90 (45)	7	5	141	16	9	50 (M16)	157	43x159	40x157,(15)	98	16
150 UB 18	155 (78)	75 (38)	10	6	120	18	8	-	139	35x136	32x134,(15)	90	150 UB 18
14	150 (75)	75 (38)	7	5	120	15	8	-	134	35x136	32x134,(15)	90	14



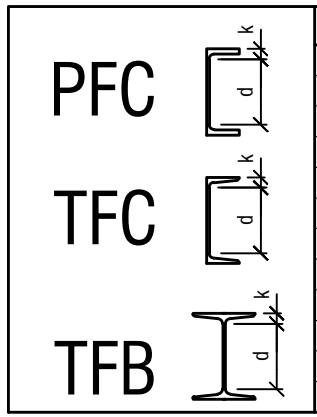
SECTION	DEPTH	WIDTH	FLG THK	WEB THK	D - 16 END PL DPTH	DAYLIGHT OPENING	STIFF DIM -2mm	L.F.H.	SECTION
1200 WB 455	1200 (600)	500 (250)	40	16	1184	242x1120	200x1118	297	1200 WB 455
423	1192 (596)	500 (250)	36	16	1176	242x1120	200x1118	297	423
392	1184 (592)	500 (250)	32	16	1168	242x1120	200x1118	297	392
342	1184 (592)	400 (200)	32	16	1168	192x1120	180x1118	247	342
317	1176 (588)	400 (200)	28	16	1160	192x1120	180x1118	247	317
278	1170 (585)	350 (175)	25	16	1154	167x1120	150x1118	222	278
249	1170 (585)	275 (138)	25	16	1154	130x1120	130x1118	185	249
1000 WB 322	1024 (512)	400 (200)	32	16	1008	192x960	180x958	247	1000 WB 322
296	1016 (508)	400 (200)	28	16	1000	192x960	180x958	247	296
258	1010 (505)	350 (175)	25	16	994	167x960	150x958	222	258
215	1000 (500)	300 (150)	20	16	984	142x960	130x958	197	215
900 WB 282	924 (462)	400 (200)	32	12	908	194x860	180x858	249	900 WB 282
257	916 (458)	400 (200)	28	12	900	194x860	180x858	249	257
218	910 (455)	350 (175)	25	12	894	169x860	150x858	224	218
175	900 (450)	300 (150)	20	12	894	144x860	130x858	199	175
800 WB 192	816 (406)	300 (150)	28	10	800	145x760	130x758	200	800 WB 192
168	810 (405)	275 (138)	25	10	794	133x760	130x758	188	168
146	800 (400)	275 (138)	20	10	784	133x760	130x758	188	146
122	792 (396)	250 (125)	16	10	776	120x760	100x758	175	122
700 WB 173	716 (358)	275 (138)	28	10	700	133x660	130x658	188	700 WB 173
150	710 (355)	250 (125)	25	10	694	120x660	100x658	175	150
130	700 (350)	250 (125)	20	10	684	120x660	100x658	175	130
115	692 (346)	250 (125)	16	10	676	120x660	100x658	175	115



SECTION	DEPTH	WIDTH	FLG THK	WEB THK	d	k	RADIUS	GAUGE	D - 16 END PL DPTH	DAYLIGHT OPENING	STIFF DIM -2mm (SNIPE)	L.F.H.	SECTION
310 UC 158	327 (164)	311 (156)	25	16	244	42	17	140	311	148x277	150x275,(20)	203	310 UC 158
137	321 (161)	309 (155)	22	14	244	39	17	140	305	148x277	150x275,(20)	203	137
118	315 (158)	307 (154)	19	12	244	36	17	140	299	148x277	150x275,(20)	203	118
97	308 (154)	305 (153)	15	10	244	32	17	140	292	148x277	150x275,(20)	203	97
250 UC 90	260 (130)	256 (128)	17	11	197	31	14	140	244	123x225	100x223,(15)	178	250 UC 90
73	254 (127)	254 (127)	14	9	197	28	14	140	238	123x225	100x223,(15)	178	73
200 UC 60	210 (105)	205 (103)	14	9	158	26	11	140	194	98x181	100x179,(15)	153	200 UC 60
52	206 (103)	204 (102)	13	8	158	24	11	140	190	98x181	100x179,(15)	153	52
46	203 (102)	203 (102)	11	7	158	22	11	140	187	98x181	100x179,(15)	153	46
150 UC 37	162 (81)	154 (77)	12	8	121	21	9	90	146	73x139	75x137,(15)	128	150 UC 37
30	158 (79)	153 (77)	9	7	121	18	9	90	142	73x139	75x137,(15)	128	30
23	152 (76)	152 (76)	7	6	121	16	9	90	136	73x139	75x137,(15)	128	23
100 UC 15	97 (49)	99 (50)	7	5	63	17	10	60 (M16)	81	47x83	50x81,(15)	102	100 UC 15



SECTION	DEPTH	WIDTH	FLG THK	WEB THK	D - 16 END PL DPTH	DAYLIGHT OPENING	STIFF DIM -2mm	L.F.H.	SECTION
500 WC 440	480 (240)	500 (250)	40	40	464	230x400	200x398	285	500 WC 440
414	480 (240)	500 (250)	40	32	464	234x400	200x398	289	414
383	472 (236)	500 (250)	36	32	456	234x400	200x398	289	383
340	514 (257)	500 (250)	32	25	498	238x450	200x448	293	340
290	506 (253)	500 (250)	28	20	490	240x450	200x448	295	290
267	500 (250)	500 (250)	25	20	484	240x450	200x448	295	267
228	490 (245)	500 (250)	20	20	474	240x450	200x448	295	228
400 WC 361	430 (215)	400 (200)	40	40	414	180x350	180x348	235	400 WC 361
328	430 (215)	400 (200)	40	28	414	186x350	180x348	241	328
303	422 (211)	400 (200)	36	28	406	186x350	180x348	241	303
270	414 (207)	400 (200)	32	25	398	188x350	180x348	243	270
212	400 (200)	400 (200)	25	20	384	190x350	180x348	245	212
181	390 (195)	400 (200)	20	20	374	190x350	180x348	245	181
144	382 (191)	400 (200)	16	16	366	192x350	180x348	247	144
350 WC 280	355 (178)	350 (175)	40	28	339	161x275	150x273	216	350 WC 280
258	347 (174)	350 (175)	36	28	331	161x275	150x273	216	258
230	339 (170)	350 (175)	32	25	323	163x275	150x273	218	230
197	331 (166)	350 (175)	28	20	315	165x275	150x273	220	197



SECTION	FLG THK	WEB THK	d	k	RADIUS	BACK GAUGE	STIFF DIM	L.F.H.
380x100 PFC	18	10	316	32	14	50	90x342	145
300x90 PFC	16	8	240	30	14	45	75x266	137
250x90 PFC	15	8	196	27	12	45	75x218	137
230x75 PFC	12	7	182	24	12	45	65x204	123
200x75 PFC	12	6	152	24	12	45	65x174	124
180x75 PFC	11	6	134	23	12	45	65x156	124
150x75 PFC	10	6	110	20	10	45	65x128	124
125x65 TFC	8	6	89	18	8	35	50x111	114
100x50 TFC	8	5	66	17	8	30(M16)	40x86	100
75x40 TFC	7	5	44	16	8	-	32x63	90
125x65 TFB	9	5	89	18	8	-	32x110	85
100x45 TFB	6	4	72	14	7	-	20x88	76

HIGH STRENGTH BOLTS - GRADE 8.8										COMMERCIAL BOLTS - GRADE 4.6									
DIA	A	B	C	D	E	F	G	H	MIN. LENGTH	A	B	C	D	E	F	G	H	MIN. LENGTH	DIA
M10										17	19	7	16	8	21	2			M10
M12	22	24	9	22	13	28	4	32	40	19	21	8	18	10	24	3	32	30	M12
M16	27	30	11	26	16	34	4	32	40	24	26	11	22	13	30	3	32	35	M16
M20	32	35	14	30	21	39	4	38	45	30	33	14	24	16	37	3	38	40	M20
M24	41	45	16	36	25	50	4	44	55	36	40	16	31	20	44	4	44	50	M24
M30	50	55	20	42	31	60	4	57	60	46	51								